

The PES Pareto Method: Uncovering the Strata of Position Error Signals in Disk Drives

DANIEL ABRAMOVITCH

E-mail: danny@hpl.hp.com

TERRIL HURST

E-mail: terril@hpl.hp.com

DICK HENZE

E-mail: Dick_Henze@hpl.hp.com

*Storage Technologies Department
Hewlett-Packard Laboratories
1501 Page Mill Road, M/S 2U-10
Palo Alto, CA 94304*

June 6, 1997

Sooner or later, you must pay for every good deed. — *Eli Wallach in the “The Magnificent Seven”*

Talk Outline

- Bode's Theorem and the PES Pareto Method (Danny)
- Noise Source Measurements and ANOVA (Terril)
- Noise Decomposition Results and Extrapolations (Danny)

Components of Hard Disk PES

- External Shock and Vibration
 - more a function of environment
 - Been there. Done that. See 1996 IFAC.
- Synchronous or Repeatable Excitations
 - synchronous with spindle orders
 - handled with feedforward adaptive cancellers
- Non-synchronous or Non-repeatable Excitations
 - sharp spectral peaks due to spindle bearing cage orders and structural resonances
 - handled with damped substrates, fluid bearing spindles
- Broadband or Baseline Noise
 - what remains when all of the narrow band components have been removed
- First three categories have reasonable engineering solutions. \implies Study the fourth.

Available Tools

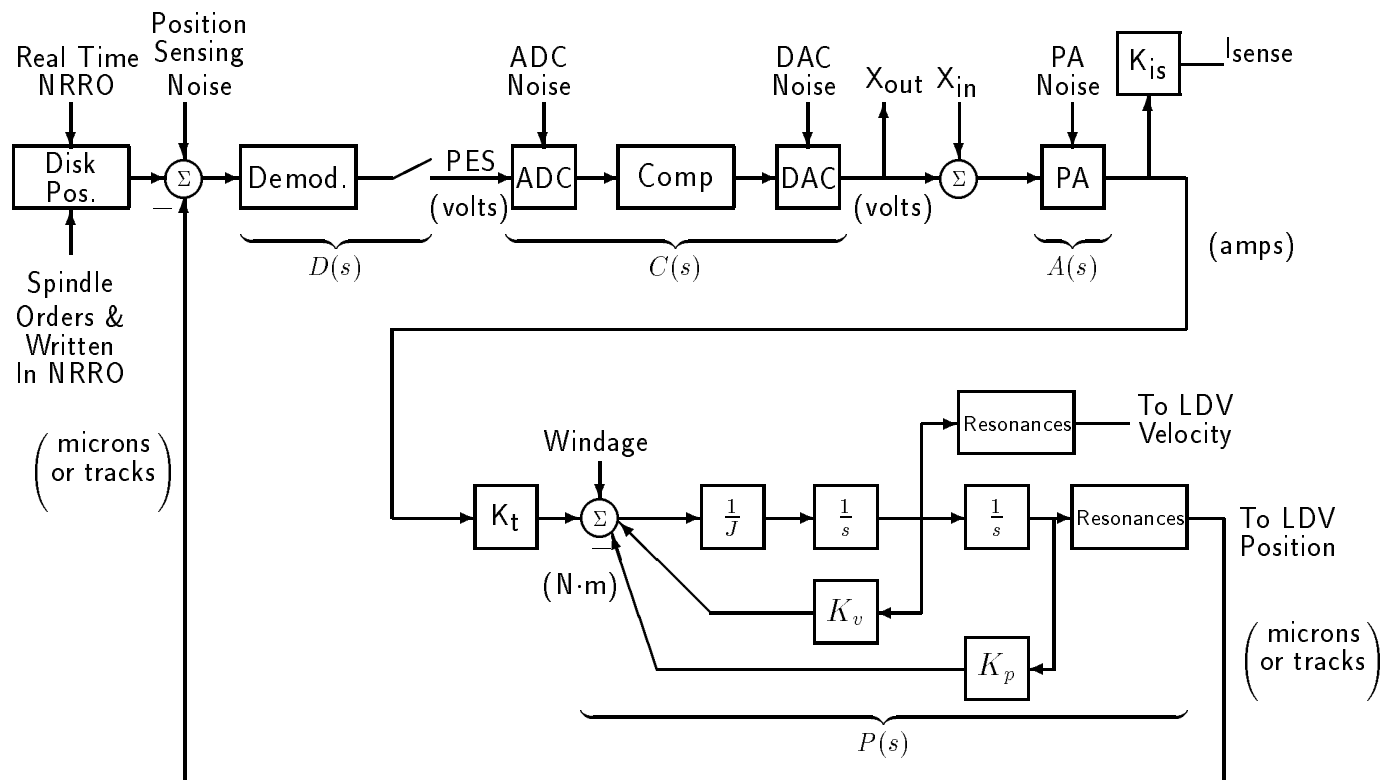
- Laser Doppler Vibrometer (Polytec LDV)
- Dynamics analyzers (low frequency spectrum analyzers) (HP 3563A, HP3567A)
- Digital Storage Oscilloscopes
- Matlab/Simulink (or similar tools)

Types of Measurements

- PSDs and Power Spectra
- Linear Spectra
- Time Domain Measurements

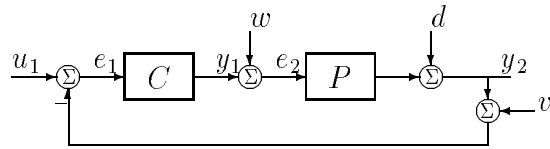
For reasons detailed in paper, choose PSDs and Power Spectra.

Our Trusty System Map



- This block diagram is our map around the servo-mechanical system.
- It helps us locate where the noises are relative to the places where we measure them.
- It helps us understand how each noise will affect PES.

Sensitivity Functions



- Closed-Loop Transfer Function:

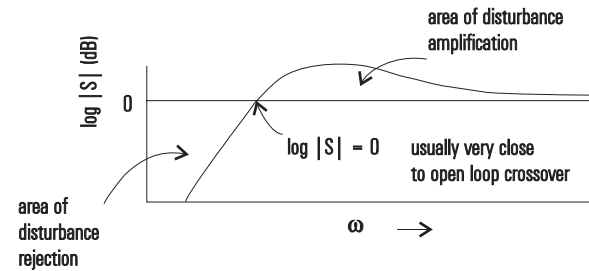
$$T = \frac{PC}{1 + PC} = \frac{y_2}{u_1}$$

- Closed-Loop Sensitivity Function:

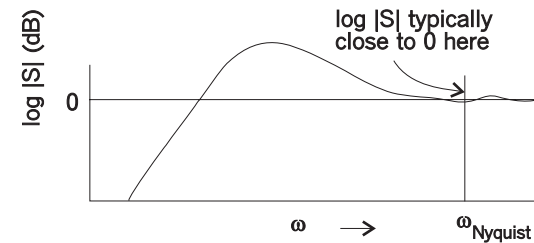
$$S = \frac{1}{1 + PC} = \frac{e_1}{u_1} = \frac{y_2}{d} = -\frac{e_1}{d}$$

-

$$S + T = \frac{1}{1 + PC} + \frac{PC}{1 + PC} \equiv 1$$



Sensitivity function

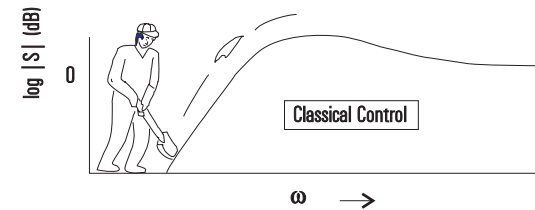


Sensitivity function in discrete time.

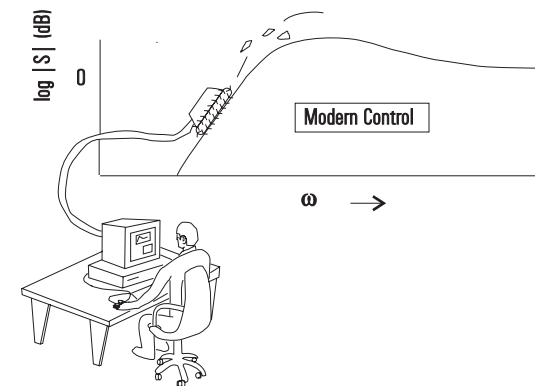
Three Statements of the Same Thing

- “Sooner or later, you must pay for every good deed.”
(Eli Wallach in the *The Magnificent Seven*)
(Time Domain)
- “No good deed ever goes unpunished.”
(The 285th Ferengi Rule of Acquisition)
(Time Domain)
- Bode’s Integral Theorem (Frequency Domain):
 - $\int_0^\infty \log |S(\omega)| d\omega = c_1.$
 - In other words:

the area of disturbance rejection	=	the area of disturbance amplification.
---	---	--
 - Stein visualized this as shoveling dirt.



Stein’s depiction of classical control.



Stein’s depiction of modern control.

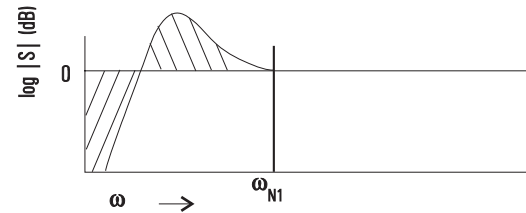
Bode's Integral Theorem for Discrete Time

- $\frac{1}{\pi} \int_0^\pi \ln |S(e^{j\phi})| d\phi = c_2$

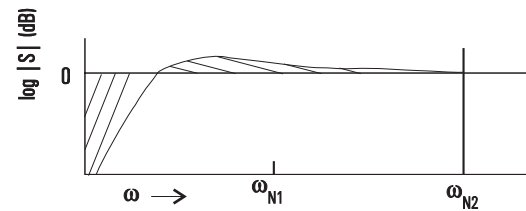
- Once again:

the area of
disturbance
rejection = the area of
disturbance
amplification.

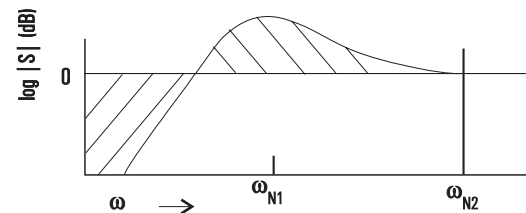
- The Nyquist Frequency is a retaining wall for our dirt.
- Higher sample rate \implies
 - more bandwidth and/or
 - more filtering



Sensitivity function at nominal sample rate.



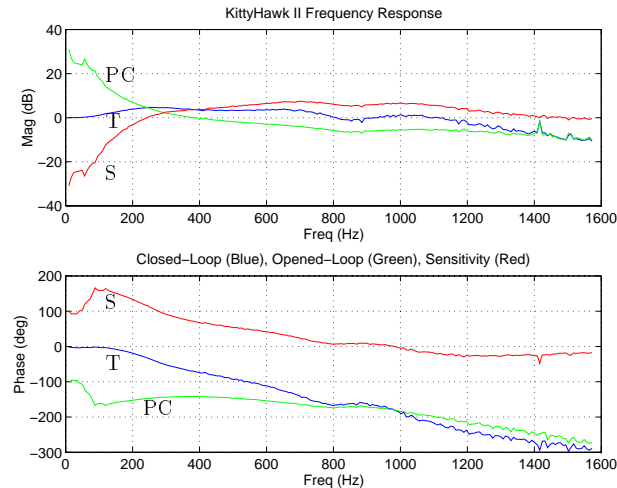
Doubling the sample rate (more filtering)



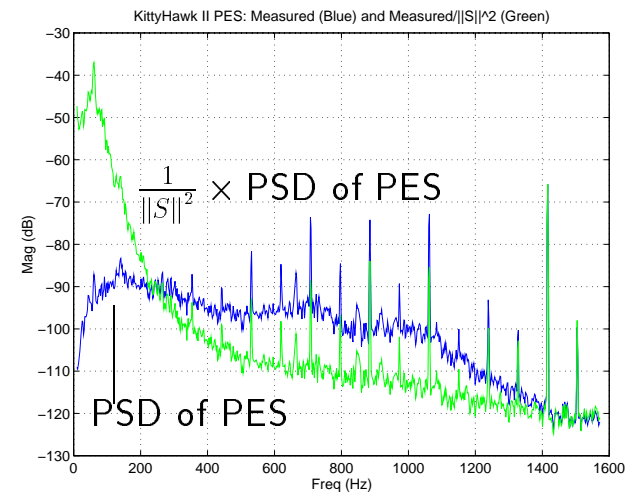
Doubling the sample rate (more bandwidth)

Using Bode's Theorem in PES PSD Measurements

- Measure $T = \frac{PC}{1 + PC}$
 - Derive $S = \frac{1}{1 + PC}$
 - Filter PES PSD by $\frac{1}{\|S\|^2} = \|1 + PC\|^2$
 - We get PES Input PSD, with effects of the loop removed.
 - Low gain PES PSD essentially matches "opened-loop."
- ⇒ We can do this for all of our measurable noise sources.

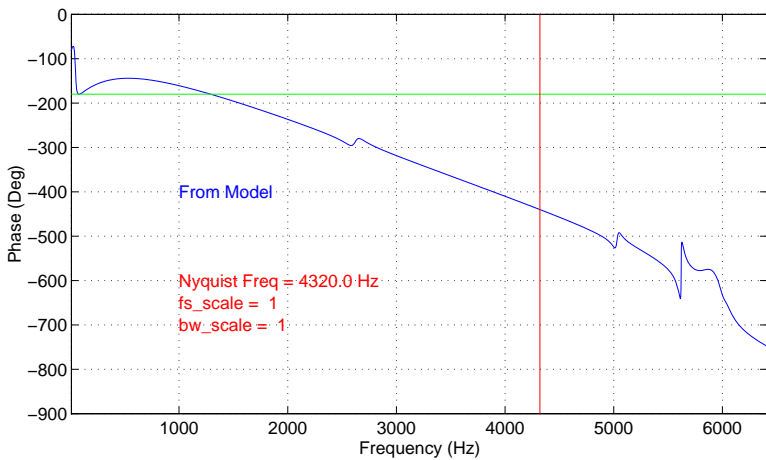
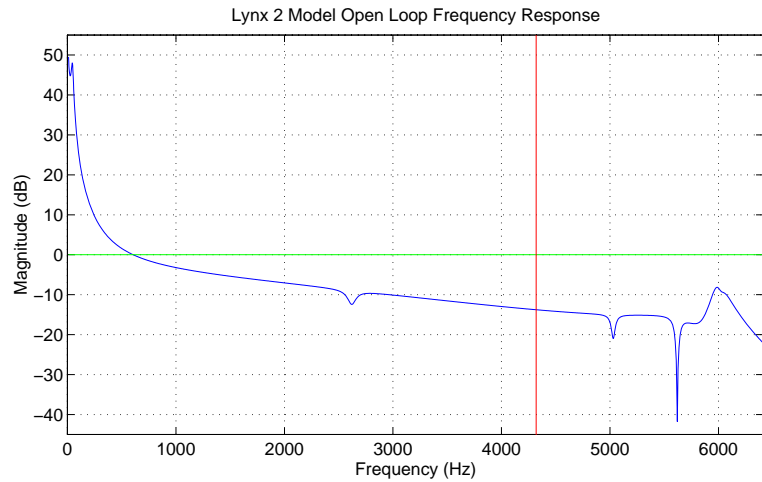


Frequency response of a KittyHawk II.

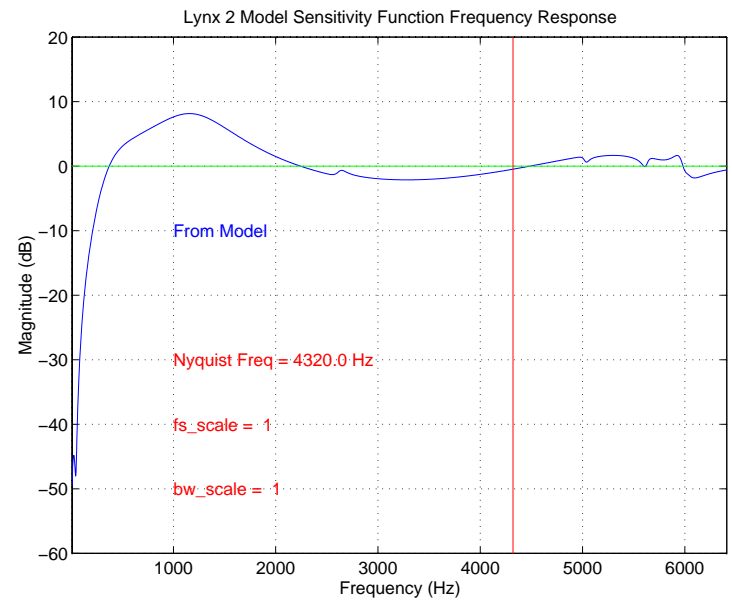


PSD of PES, and PSD of PES filtered by $\frac{1}{\|S\|^2}$.

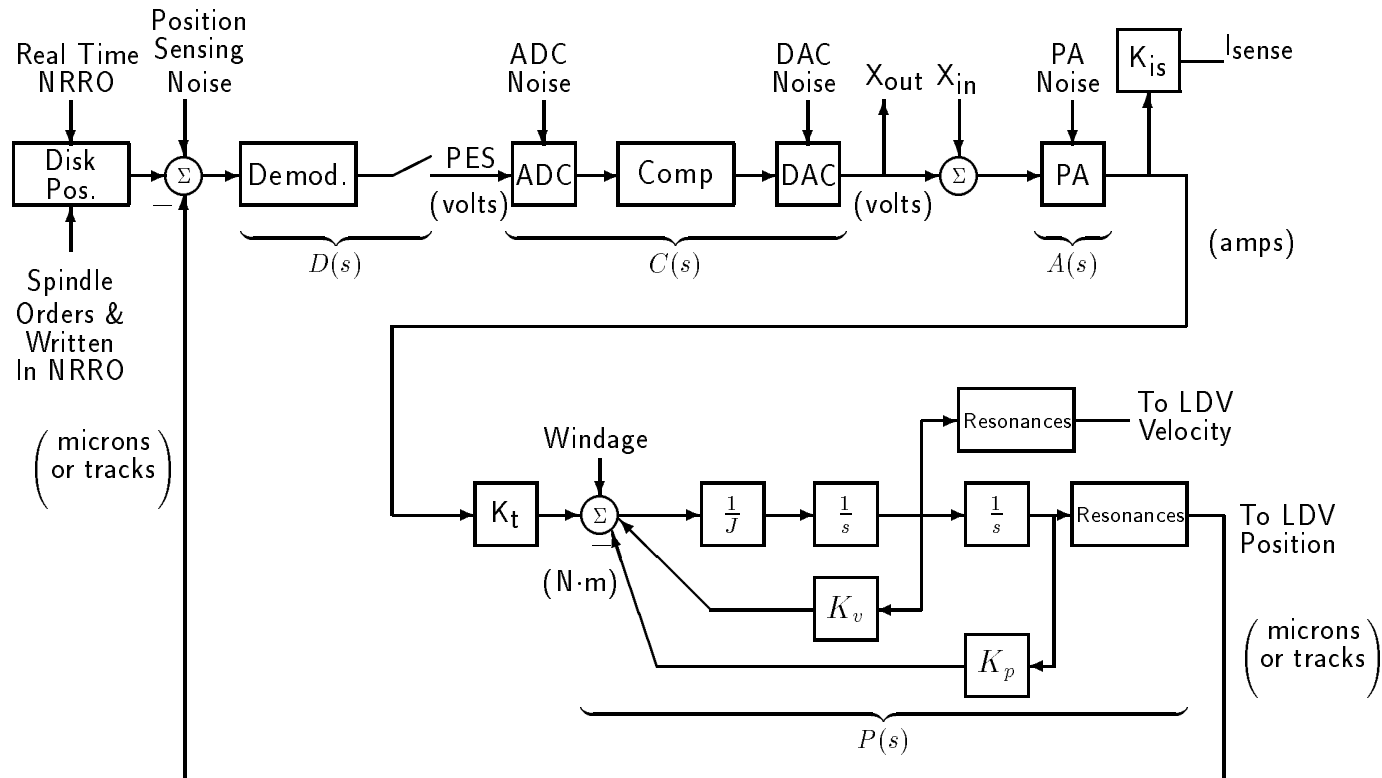
Lynx II Sensitivity Functions



- Standard Lynx 2 servo loop.
 - Standard sample rate (8640 Hz)
 - Standard bandwidth (\approx 500 Hz OL crossover)

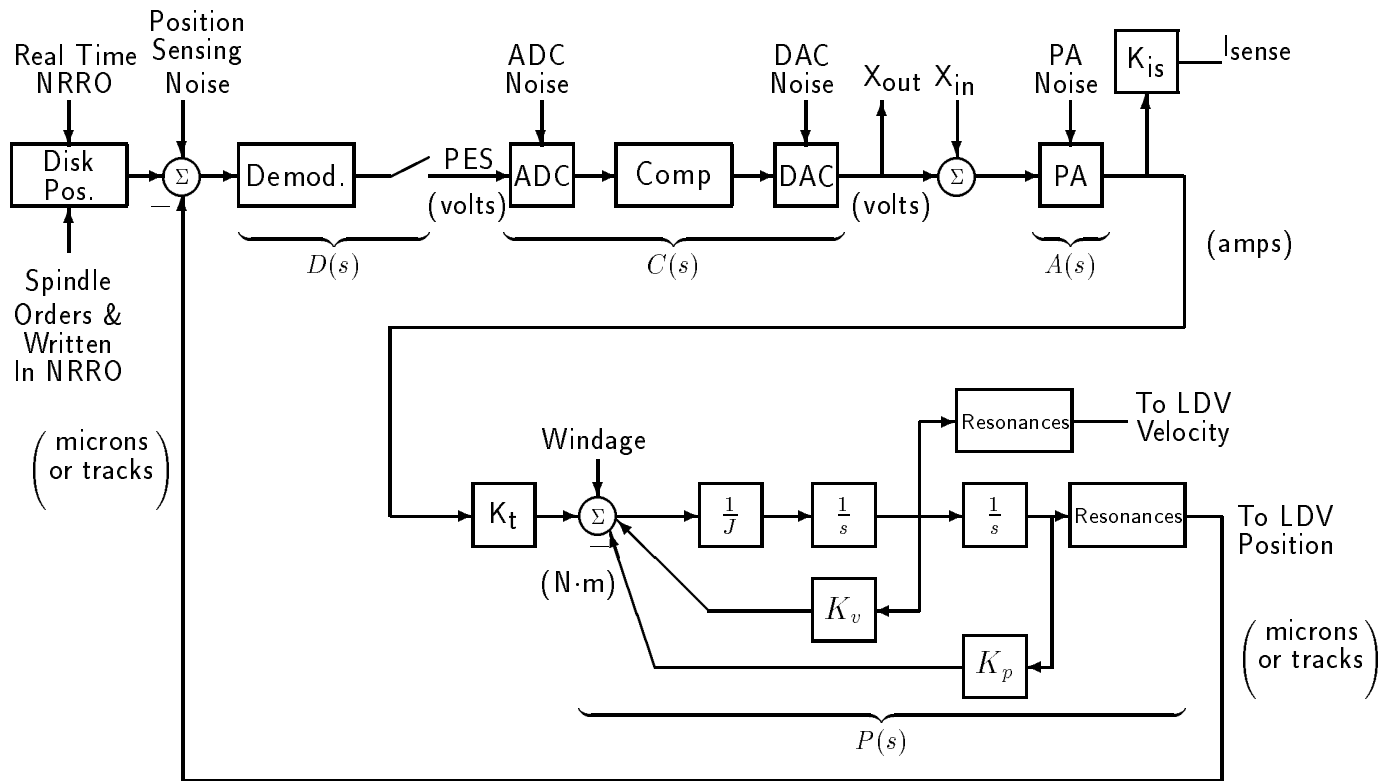


The PES Pareto Method: A Common Theme for Each Noise Source



- Isolate measurement of noise source (“common mode reject”)
- Filter backwards for source PSD
- Filter forwards for effect on PES PSD
- Compare and add to cumulative

Filters from Frequency Response Function Measurements



- $P(s) = \left(\frac{LDV}{I_{sense}}\right)_{3\text{-wire meas}} \times \frac{1}{K_t} = \left(\frac{LDV}{X_{in}}\right)_{\text{opened CL-meas}} \times \frac{1}{K_t A(s)}$

- $A(s)$: from DMD model

- $C(s) = \left(\frac{X_{out}}{PES}\right)_{\text{meas}}$

- $D(s) = \frac{\left(\frac{NPES}{I_{sense}}\right)_{\text{meas}}}{\left(\frac{LDV}{I_{sense}}\right)_{\text{meas}}}$